


CORRECTION

Open Access



Correction to: Homologous targeting nanoparticles for enhanced PDT against osteosarcoma HOS cells and the related molecular mechanisms

Yang Wang¹, Liang Zhang², Guosheng Zhao³, Yuan Zhang⁴, Fangbiao Zhan¹, Zhiyu Chen¹, Tao He¹, Yang Cao⁵, Lan Hao⁵, Zhigang Wang⁵, Zhengxue Quan^{1*} and Yunsheng Ou^{1*} 

Correction to: *Journal of Nanobiotechnology* (2022) 20:83
<https://doi.org/10.1186/s12951-021-01201-y>

Following publication of the original article [1], the authors identified an error in Figs. 2 and 7. The corrected Figs. 2, 7 and the figure caption are given in this correction.

All the authors apologize for these errors and all the data herein are accurate and reproducible.

The original article has been revised.

The original article can be found online at <https://doi.org/10.1186/s12951-021-01201-y>.

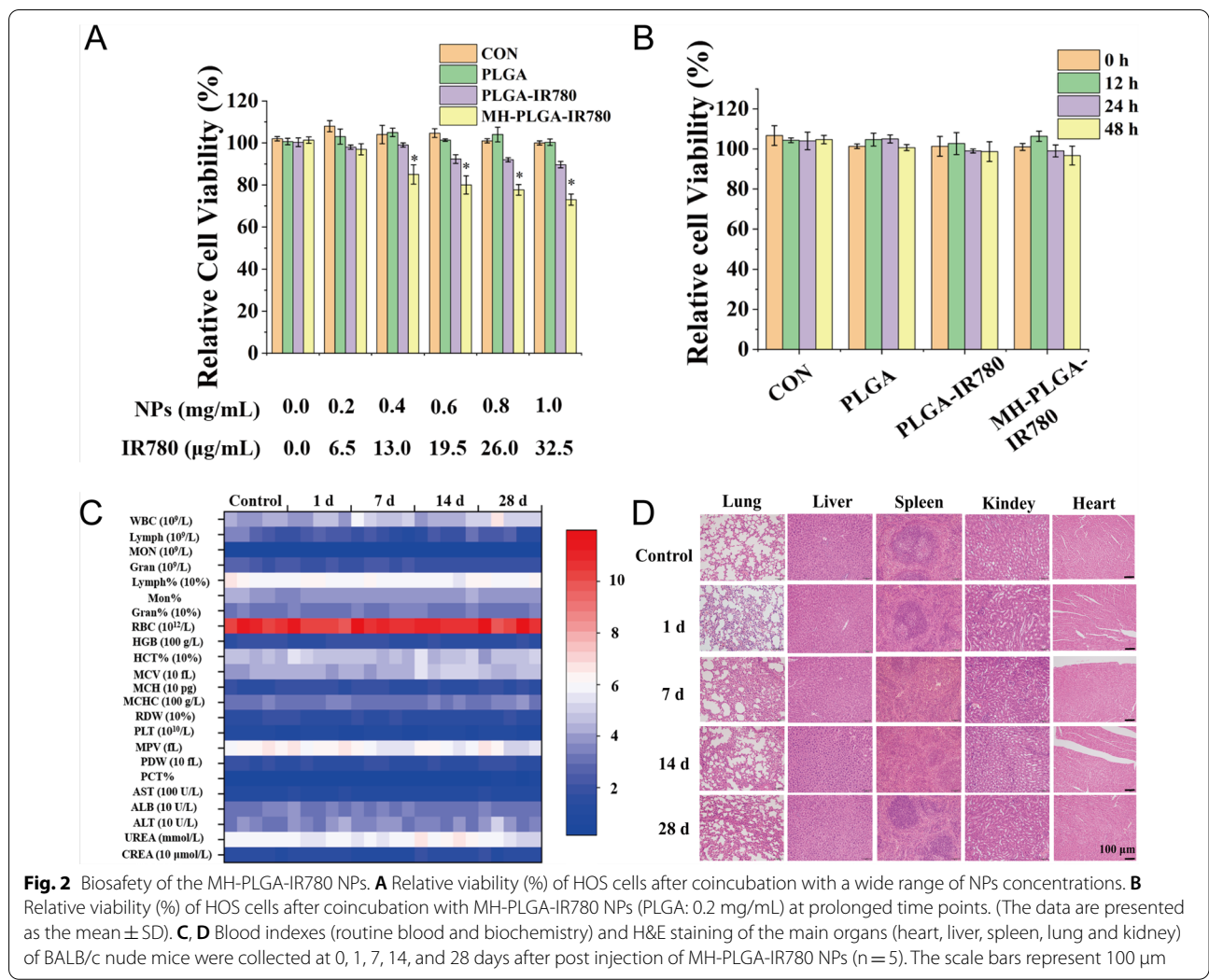
*Correspondence: quanzx18@126.com; ouyunsheng2001@163.com

¹ Department of Orthopedic Surgery, The First Affiliated Hospital of Chongqing Medical University, Chongqing 400016, People's Republic of China

Full list of author information is available at the end of the article



© The Author(s) 2022. **Open Access** This article is licensed under a Creative Commons Attribution 4.0 International License, which permits use, sharing, adaptation, distribution and reproduction in any medium or format, as long as you give appropriate credit to the original author(s) and the source, provide a link to the Creative Commons licence, and indicate if changes were made. The images or other third party material in this article are included in the article's Creative Commons licence, unless indicated otherwise in a credit line to the material. If material is not included in the article's Creative Commons licence and your intended use is not permitted by statutory regulation or exceeds the permitted use, you will need to obtain permission directly from the copyright holder. To view a copy of this licence, visit <http://creativecommons.org/licenses/by/4.0/>. The Creative Commons Public Domain Dedication waiver (<http://creativecommons.org/publicdomain/zero/1.0/>) applies to the data made available in this article, unless otherwise stated in a credit line to the data.



(See figure on next page.)

Fig. 7 Evaluation of apoptosis and ferroptosis. **A, B** Induction of apoptosis in HOS cells (stained with annexin V-FITC/PI) after various treatments by FC analysis. (The data are presented as the mean \pm SD values; n = 3, *p < 0.05, **p < 0.01.) **C–E** Changes in $\Delta\psi_m$ in HOS cells stained with JC-1 after various managements, as observed via CLSM and FC. (The data are presented as the mean \pm SD values; n = 3, *p < 0.05, **p < 0.01.) The scale bars represent 100 μ m. **F** The expression levels of cell apoptosis-related proteins were measured by western blot analysis. **G, H** The excessive production of LPO and Lipid ROS in HOS cells after targeted PDT as measured by CLSM and FC. The scale bars represent 100 μ m. **I** The morphology of mitochondria after various treatments as observed by TEM. The scale bars represent 1 μ m

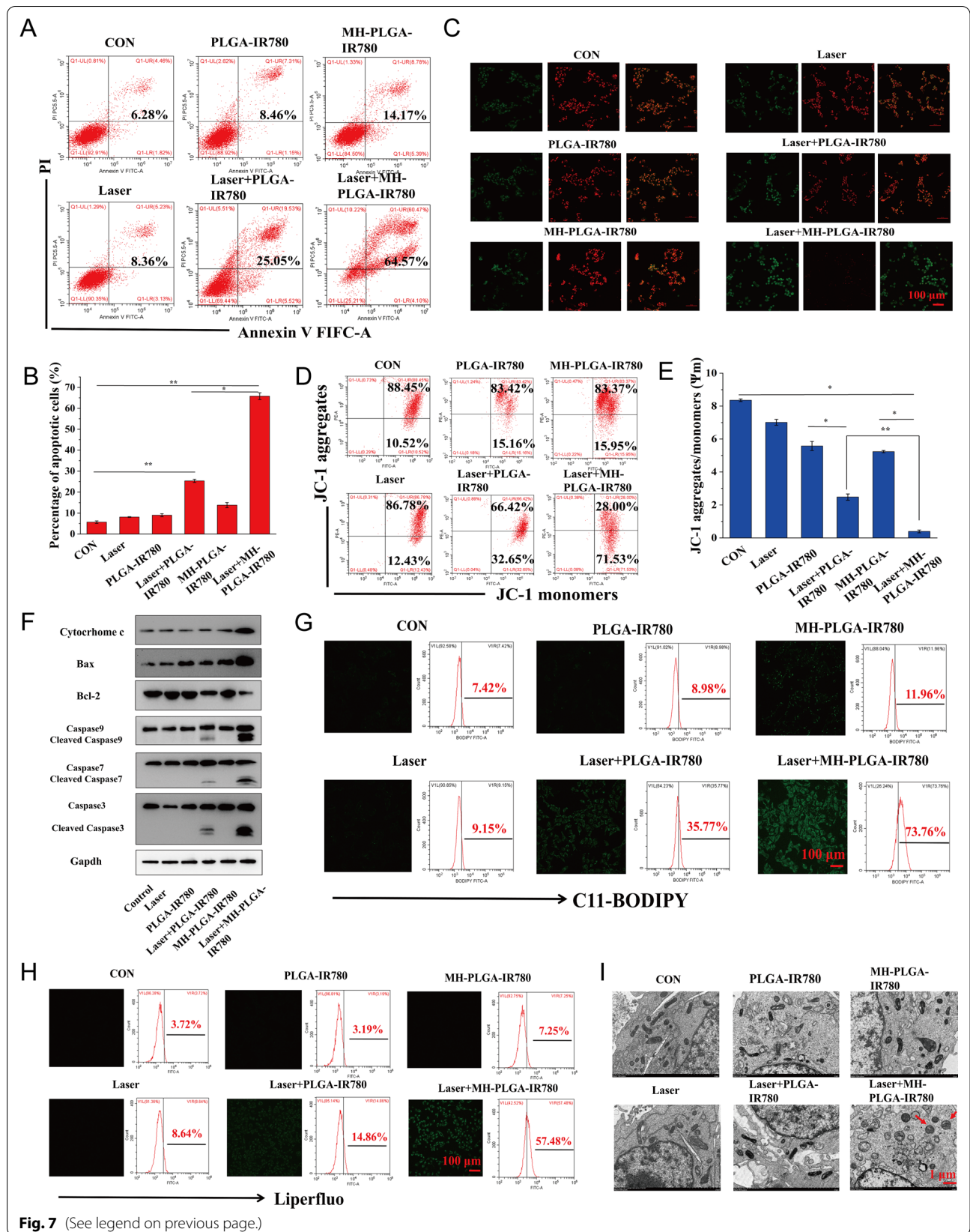


Fig. 7 (See legend on previous page.)

Author details

¹Department of Orthopedic Surgery, The First Affiliated Hospital of Chongqing Medical University, Chongqing 400016, People's Republic of China. ²Department of Ultrasound, The First Affiliated Hospital of Chongqing Medical University, Chongqing 400016, China. ³Department of Orthopedic Surgery, The Second Affiliated Hospital of Chongqing Medical University, Chongqing 400016, People's Republic of China. ⁴Department of Orthopedic Surgery, Children's Hospital of Chongqing Medical University, Ministry of Education Key Laboratory of Child Development and Disorders, Key Laboratory of Pediatrics in Chongqing, China International Science and Technology Cooperation Base of Child Development and Critical Disorders, Chongqing 400014, People's Republic of China. ⁵Department of Ultrasound Imaging, Second Affiliated Hospital of Chongqing Medical University, Chongqing 400014, People's Republic of China.

Published online: 16 June 2022

Reference

1. Wang Y, Zhang L, Zhao G, Zhang Y, Zhan F, Chen Z, et al. Homologous targeting nanoparticles for enhanced PDT against osteosarcoma HOS cells and the related molecular mechanisms. *J Nanobiotechnol.* 2022;20(1):83. <https://doi.org/10.1186/s12951-021-01201-y>.

Publisher's Note

Springer Nature remains neutral with regard to jurisdictional claims in published maps and institutional affiliations.